

# HABITATS

# SPRINKLES


A Southwest Florida Water Management District Newsletter for Grades K-2

Hi!

Our friend Ripply is back again. Ripply will help you learn about places where plants and animals live. These special places are called "habitats." There are all kinds of them!

We will read stories. We will play games and color. Everything will be about habitats.

Let's begin now!




## Water Wows!




Animals and plants must have clean water wherever they live.

WOW!








# Habitats Rebus

All living things need clean  to live. Plants and animals live in many kinds of habitats.


Animals live in the ocean. Shrimp, whales, sea turtles and  like the salty .

Animals live in the woods. Deer, snakes, , birds and raccoons make their homes here. There are lots of trees and plants too.


Animals may live along a river. Alligators and wading  like the fresh .

Can you think of another place where plants and animals live?


The End



# Where Do I Live?



Animals and plants live in many places. Choose the picture at the bottom of the page that matches each story below. Write the number of the matching picture in the water drop.



I am a cow. I live in a land habitat that has fields of grass for me to eat, a pond for drinking water and a barn where I sleep.

I am a shark. I live in a saltwater habitat with whales and crabs. There are pretty coral reefs where I hunt for fish to eat.


I am an alligator. I live in a freshwater habitat where wading birds gather to eat and turtles sit on fallen logs.



① In a River



② On a Farm



③ In an Ocean

---

---


---

---


---

---

What else lives in each of these places?  
Write two things on the lines under each picture.



# Visiting Habitats





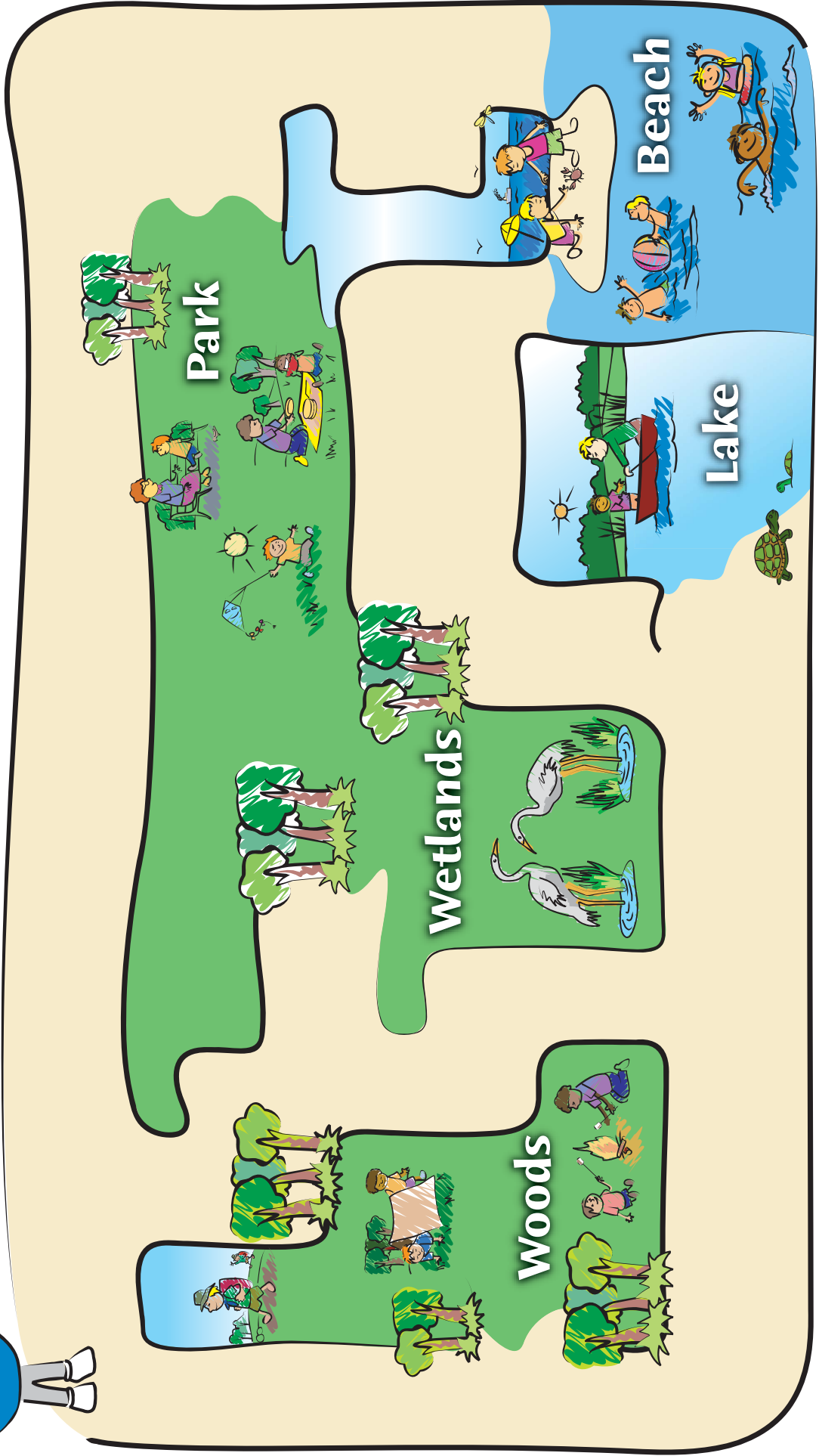

Ripply likes to visit different places where animals and plants live. Next week he will visit five places. He has asked you to help him plan one trip for each day!

Let's help Ripply find the five places on the map. Get your crayons ready.

Here we go!

1. On Monday, Ripply will go to a park. There are a lot of trees and animals. Mark a green path from Ripply to the park.
2. On Tuesday, Ripply will go to a lake. He may see turtles swimming in the water. Mark a blue path from Ripply to the lake.
3. On Wednesday, Ripply will go to the wetlands. He may find wading birds looking for food in the water. Mark a brown path from Ripply to the wetlands.
4. On Thursday, Ripply will go to the beach. He may see a dolphin jump out of the water! Mark a black path from Ripply to the beach.
5. On Friday, Ripply will go to the woods. He may spot a deer running through the trees. Mark a red path from Ripply to the woods.
6. On Saturday and Sunday, Ripply will stay home and rest!





Park


Beach

Lake

Wetlands

Woods

# My Neighborhood Habitat



Do you know that your neighborhood is a habitat?

Think about your neighborhood.

Picture the plants and animals that live there.

Place a check  next to each thing in your neighborhood habitat that needs water to live.

## Pets

dogs

cats



## Plants and Trees

small plants  
and flowers

bushes

trees



## Bugs

ants

butterflies

dragonflies

other bugs



## Big Wild Animals

alligators

deer



## Wild Animals

squirrels

rabbits

raccoons

armadillos

turtles

frogs

snakes

birds



Now you know that all living things in your neighborhood need water to live. Use the space below to draw a picture of some of the things in your neighborhood habitat.



# Water Watcher Activity





Here is your chance to tell your family  
about your favorite animals and where they live.  
Make a greeting card. It's fun!

## Materials:

- white paper
- crayons
- pen or pencil

## Directions:

1. Fold the sheet of white paper in half.
2. Think about your favorite animals and where they live.
3. Draw your picture on the front of the card.
4. Open the card.
5. Draw a picture of Ripply or a water droplet on the left side. Remember, all animals need clean water to live.
6. Write your name on the right side of the card.
7. Take your card home and share it with your family.





# Habitat Tic-Tac-Toe



**fish**



**turtle**



**tree**



**rabbit**




**snake**



**duck**



**alligator**



**black bear**



**crab**

## How to play:

1. The first player will be O. Player O will point to a picture and tell the ways it uses water in its habitat. An O should be drawn on the picture.
2. The other player is X. Player X will point to another picture and tell the ways it uses water in its habitat. Then an X should be drawn on the picture.
3. Take turns pointing to pictures and describing their habitats. The first player to have three Xs or Os in a line is the winner. The line may be across, up and down or on a diagonal.
4. For extra fun, make up your own gameboard for Habitat Tic-Tac-Toe!

**Southwest Florida**  
Water Management District

WATERMATTERS.ORG • 1-800-423-1476

The Southwest Florida Water Management District (District) does not discriminate on the basis of disability. This nondiscrimination policy involves every aspect of the District's functions, including access to and participation in the District's programs, services and activities. Anyone requiring reasonable accommodation, or would like information as to the existence and location of accessible services, activities, and facilities, as provided for in the Americans with Disabilities Act, should contact Donna Kaspari, Sr. Performance Management Professional, at 2379 Broad St., Brooksville, FL 34604-6899; telephone (352) 796-7211 or 1-800-423-1476 (FL only), ext. 4706; or email [ADACoordinator@WaterMatters.org](mailto:ADACoordinator@WaterMatters.org). If you are hearing or speech impaired, please contact the agency using the Florida Relay Service, 1-800-955-8771 (TDD) or 1-800-955-8770 (Voice). If requested, appropriate auxiliary aids and services will be provided at any public meeting, forum, or event of the District. In the event of a complaint, please follow the grievance procedure located at [WaterMatters.org/ADA](http://WaterMatters.org/ADA).